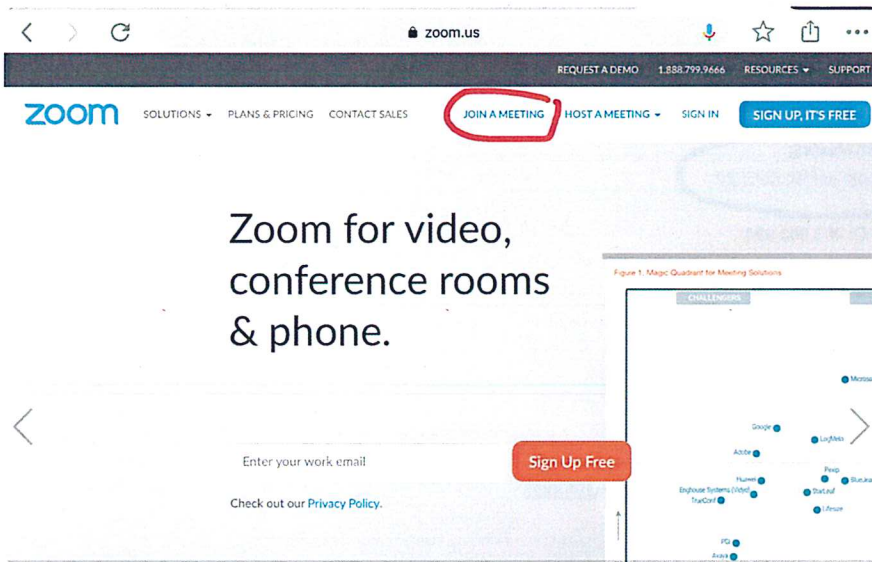


Equipment needed: A computer with a camera or a phone/tablet with camera.

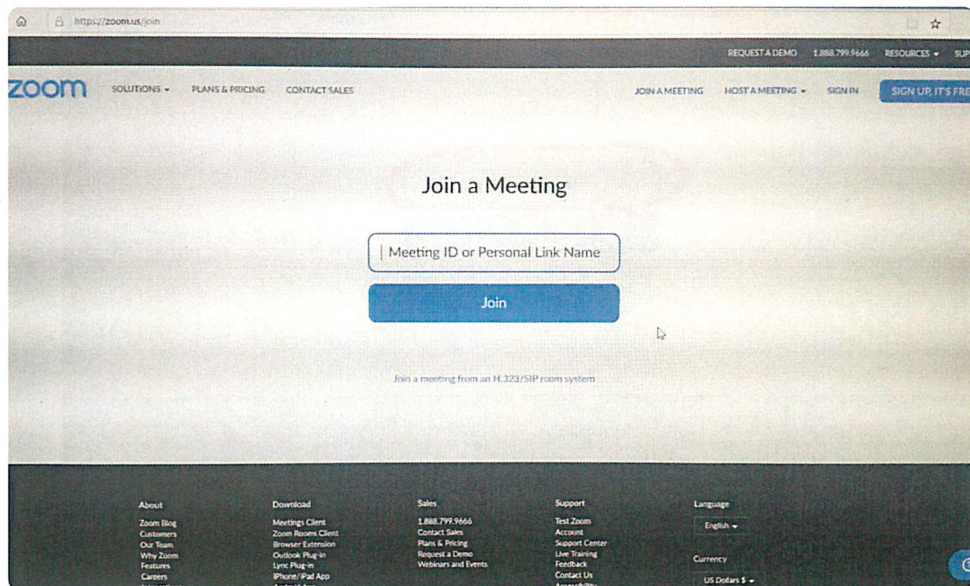
How to access zoom on Web Browser (Microsoft Edge, Mozilla Firefox, Google Chrome, Safari, etc.) **Jump to page 5 for phone/tablet instructions**

1) Go to <https://zoom.us>

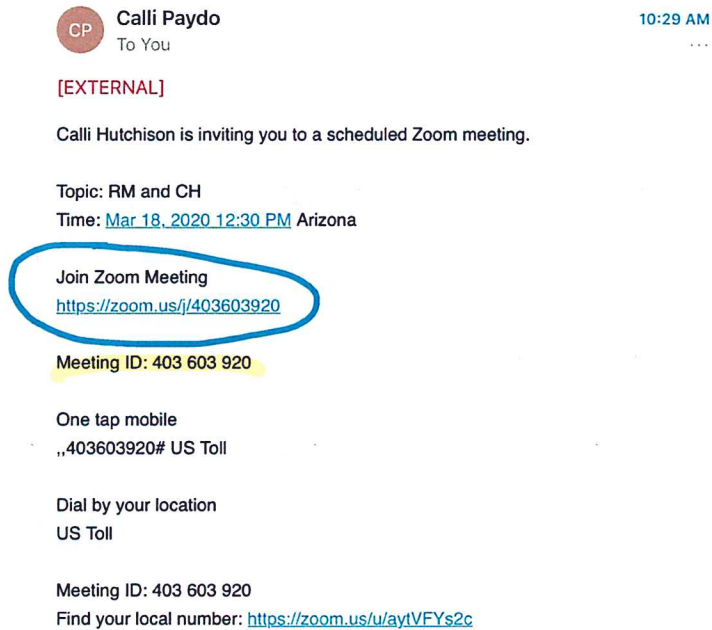
2) Click **JOIN A MEETING**, the screen will look like this:



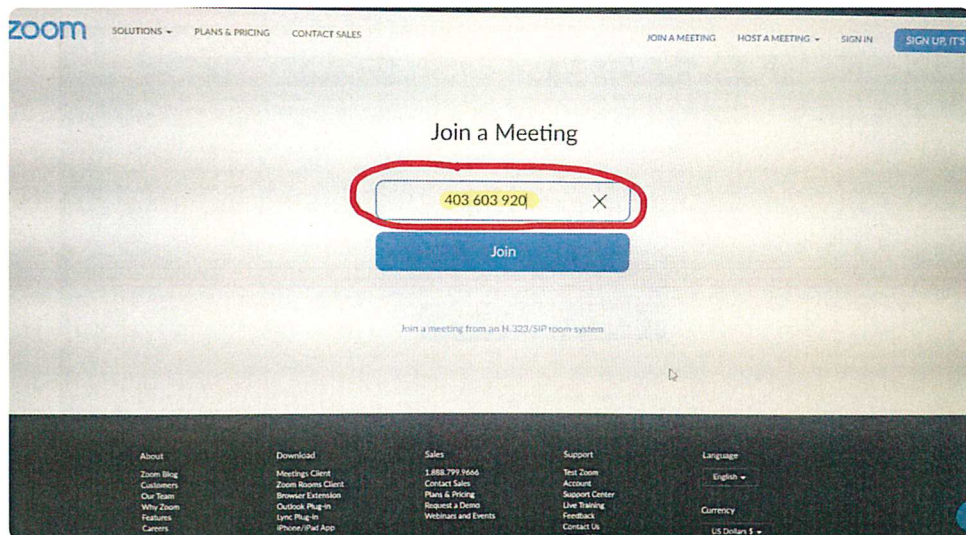
3) Once you click that button, this screen will appear:



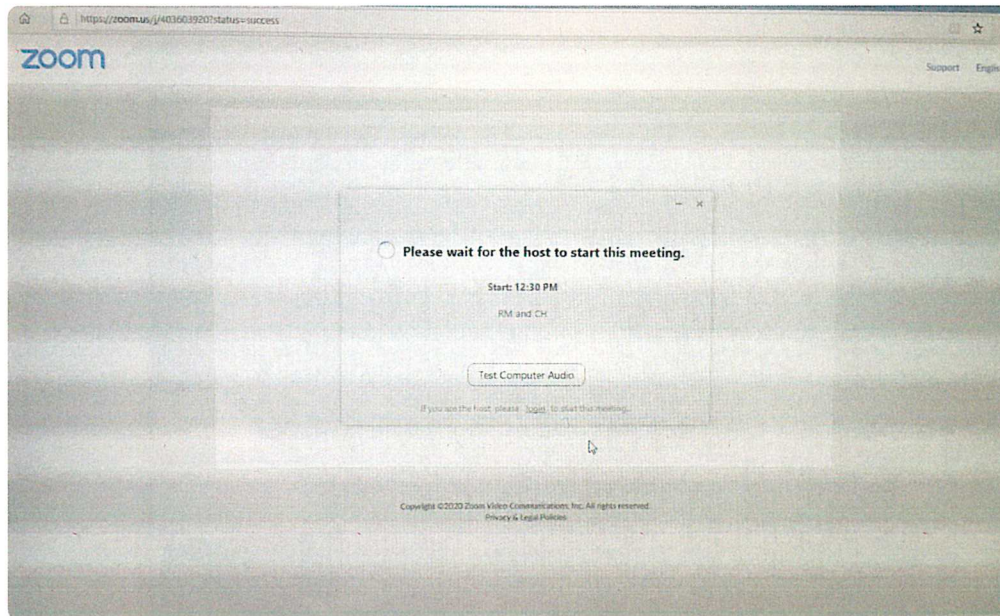
4) Once this screen appears, go to your email where you will have received an email from PWR! that looks like this or click “[Join Zoom Meeting](#)”:



5) Enter highlighted meeting number from email into the **box on Zoom website** and press **Join**.

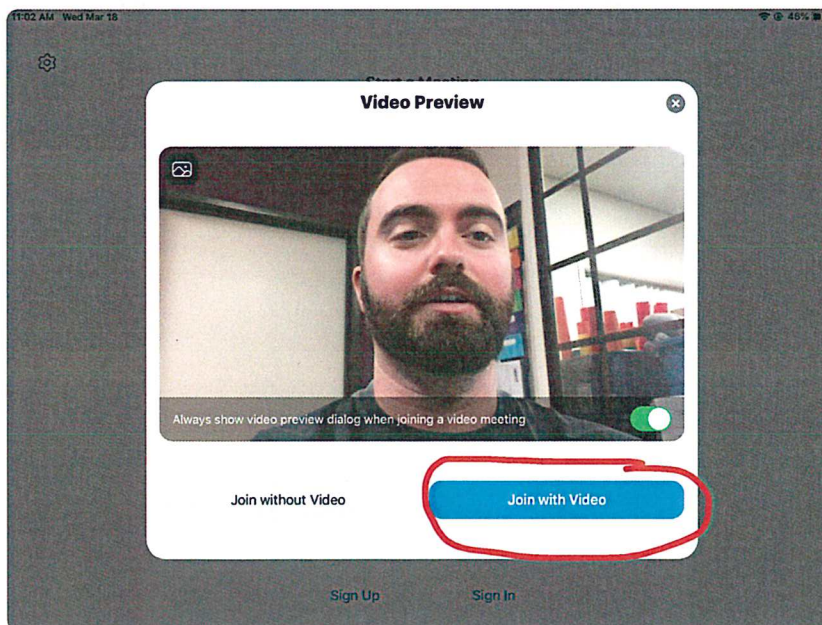


6) Once you click join, you will see this screen:

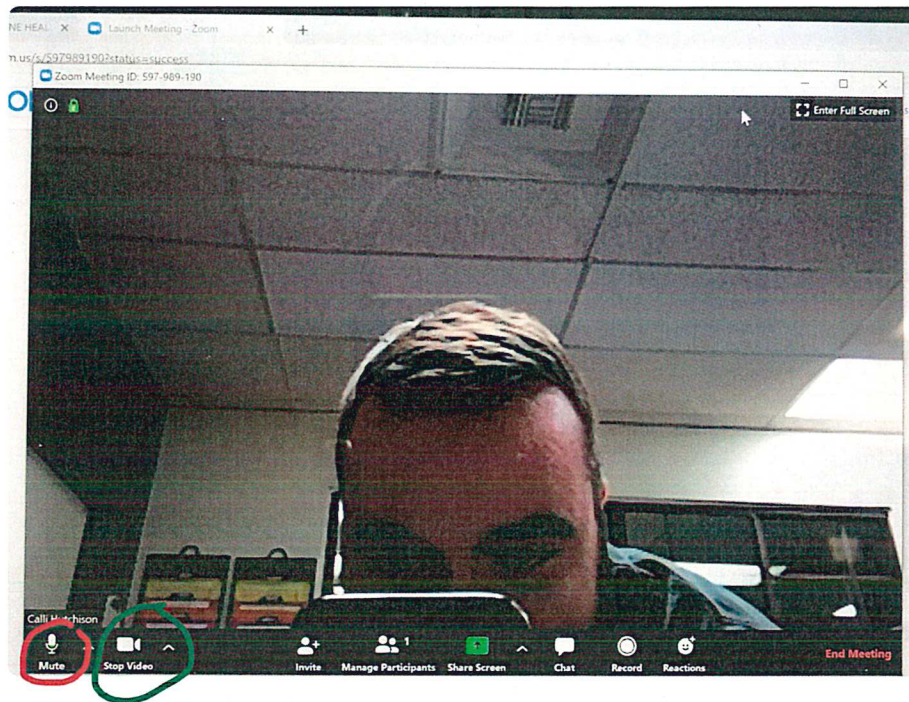


7) You can wait on this screen until your therapist starts the meeting.

8) Once your therapist starts the meeting you will see this screen, you will want to click ["Join with video"](#):



9) Once you click “Join with video” you will see this screen:




The red circle indicates the mute/unmute button to control whether or not you can talk to your therapist, while the green circle indicates the turn off and on video option so your therapist can see you.

How to access Zoom from the App Store or Google Play Store

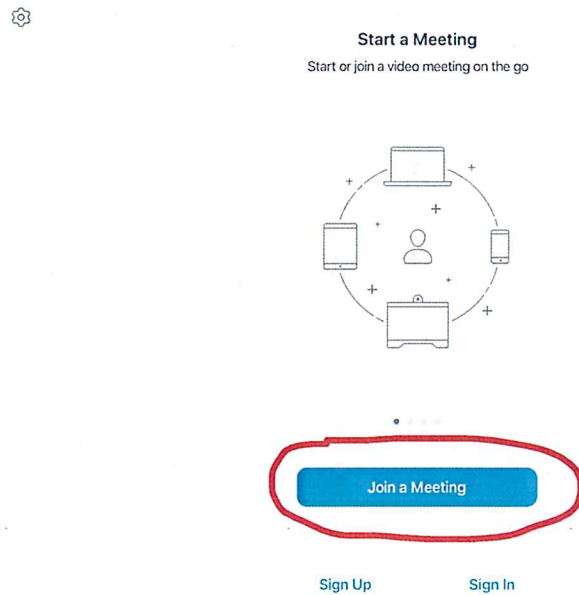
- 1) Go to App Store (iPhone) or Google Play Store (Android) and type "Zoom" into search bar
- 2) Click "Get" on "ZOOM Cloud Meetings" to start download:



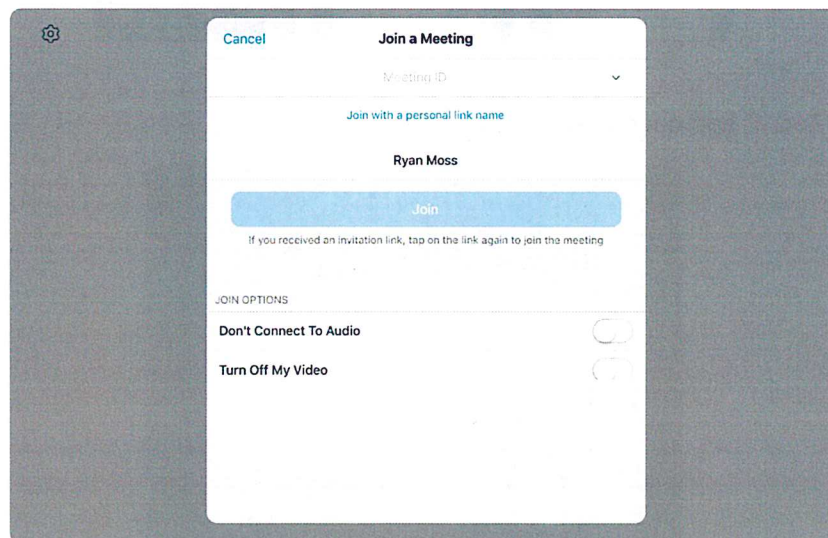
- 3) Click on the "Zoom" app once downloaded:



4) Once you open Zoom, this screen will appear and you will click “Join a Meeting”:



5) Once you click “Join a meeting” this screen will appear:



6) In the “Meeting ID” box, enter the highlighted ID from the email you received from PWR! and click “Join” or click link “Join Zoom Meeting”:

CP

Calli Paydo
To You

10:29 AM

[EXTERNAL]

Calli Hutchison is inviting you to a scheduled Zoom meeting.

Topic: RM and CH
Time: Mar 18, 2020 12:30 PM Arizona

Join Zoom Meeting
<https://zoom.us/j/403603920>

Meeting ID: 403 603 920

One tap mobile
,,403603920# US Toll

Dial by your location
US Toll

Meeting ID: 403 603 920
Find your local number: <https://zoom.us/j/403603920>

Cancel

Join a Meeting

Meeting ID

Join with a personal link name

Ryan Moss

Join

If you received an invitation link, tap on the link again to join the meeting

JOIN OPTIONS

Don't Connect To Audio

Turn Off My Video

7) Once you click “Join”, this screen will appear, where you will wait for your therapist to start the meeting:

RM and CH

Leave

⌚ Waiting for the host to start this meeting

Meeting ID

403-603-920

Time

12:30 PM Mountain Standard Time

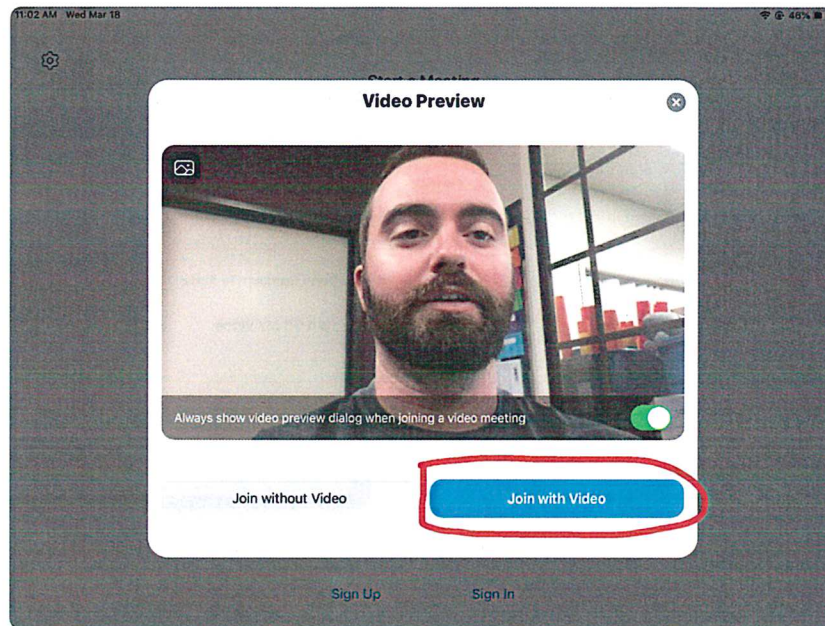
Date

2020-03-18

IF YOU ARE THE HOST, SIGN IN TO START THIS MEETING

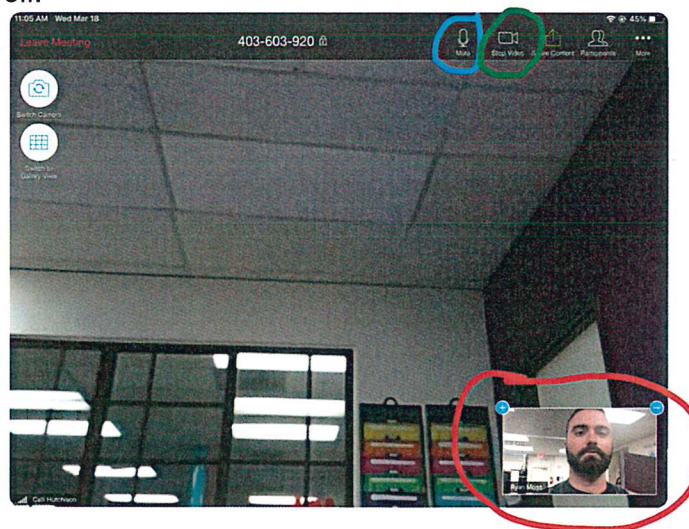
Sign In

8) Once your therapist starts the meeting, you will see this screen, you will want to click “Join with Video”



9) Once you join with video, you will see this screen where your therapist will be in the large screen and you will see yourself in the smaller screen in the bottom corner and there are two buttons that are of importance:

For iPhone: The blue circled button is how you turn audio on and off, while the green circled button turns video on and off.



For Android phones, your screen will look like this, with your video appearing in the **bottom right corner**. The **blue circled** button is to add audio/mute audio. The **green circled** button turns the video on and off.



